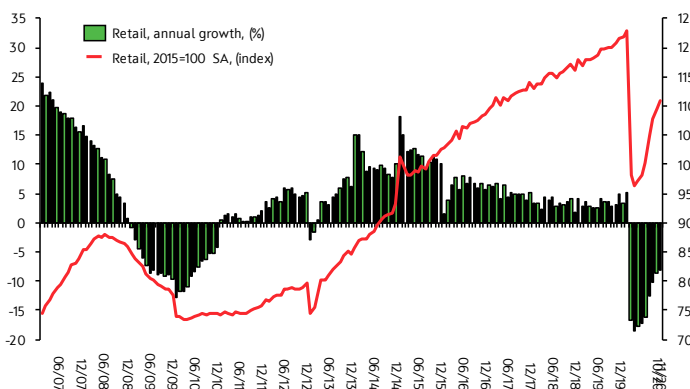
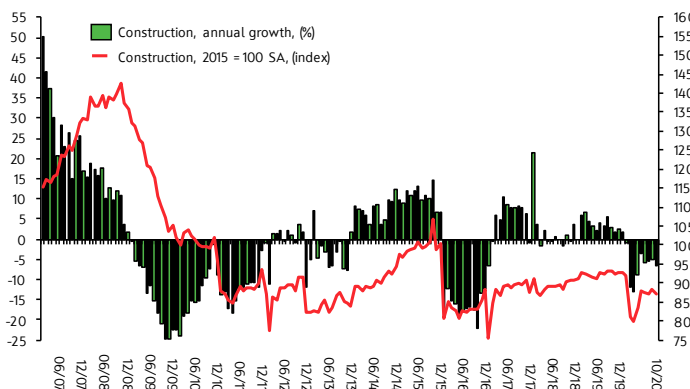
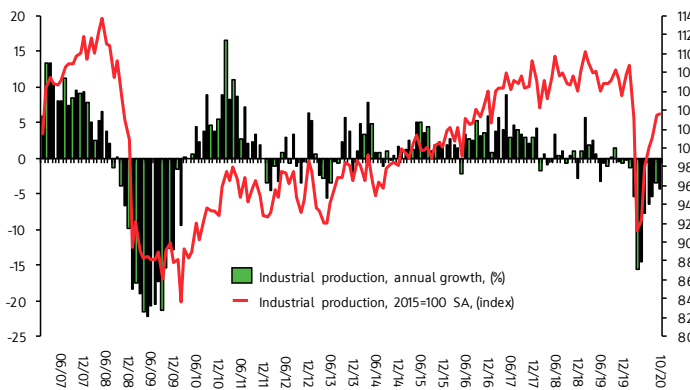


# Macroeconomic bulletin

ISSUE 48 • DECEMBER 2020

## BUSINESS ENVIRONMENT INDICATORS

• Short-term business statistics, showing the dynamics in the industrial production, construction activities and retail trade.



	<b>MONTHLY INFLATION</b>	
	↓ <b>0.1%</b>	11/20
	<b>ANNUAL INFLATION</b>	
	↓ <b>0.4%</b>	11/20
	<b>UNEMPLOYMENT</b>	
	↓ <b>6.7%</b>	11/20
	<b>NOMINAL GDP</b>	
	↓ <b>31.7</b> BGN bn	3Q/20
	<b>REAL GDP GROWTH</b>	
	↓ <b>-4.2%</b>	3Q/20
	<b>CONSOLIDATED BUDGET</b>	
	↓ <b>-0.2% OF GDP</b>	11/20
	<b>CURRENT ACCOUNT</b>	
	↓ <b>1.2% OF GDP</b>	10/20
	<b>TRADE BALANCE</b>	
	↓ <b>-2.0% OF GDP</b>	10/20
	<b>EXPORTS ANNUAL GROWTH</b>	
	↓ <b>-7.5%</b>	10/20
	<b>IMPORTS ANNUAL GROWTH</b>	
	↑ <b>-10.9%</b>	10/20

The arrows indicate changes compared to the previous month, except for the GDP data, where the comparison is to the same period of the previous year.

## GROSS DOMESTIC PRODUCT <sup>1</sup>

In nominal terms Gross domestic product amounted to BGN 31 676 million in 3Q of 2020 at current prices.






The accumulated from the beginning of the year gross product amounted to BGN 85 443 million (compared to BGN 86 496 million for the same period of 2019).

- As regards the real growth rate, GDP registered an accumulated drop of 3.9% from the beginning of the year. It is formed by the increase in final consumption by 2.7% (separated into Private consumption, with generated growth of 2.0% and Public consumption with increase of 5.3%) and drop in investments by 7.7%. Exports decreased by 12.0% and imports by 8.5%. The net quarterly GDP decreased by 4.2% compared to 3Q 2019.



### REAL GDP GROWTH FORECAST

2020 2021

	-4.7%	4.3%
	-8.5%	5.1%
	-3.0%	2.5%
	-5.1%	2.6%
	-4.0%	4.2%

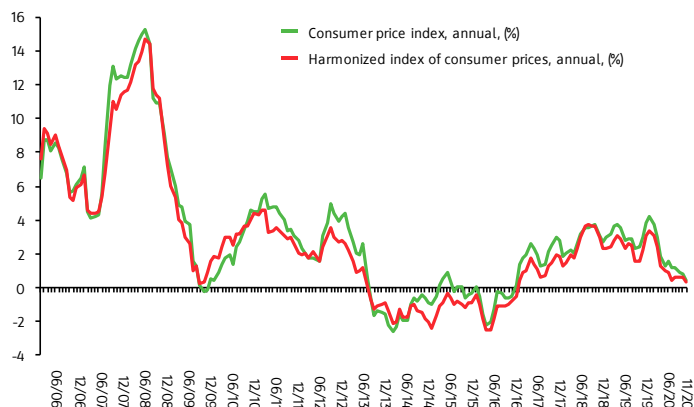
· The seasonally adjusted data shows a GDP increase of 4.3% compared to previous quarter, contributed by increase of 3.2% in final consumption and by 12.9% in gross capital formation. Exports of goods and services increased by 2.0% on quarterly base, while imports raised by

## INFLATION

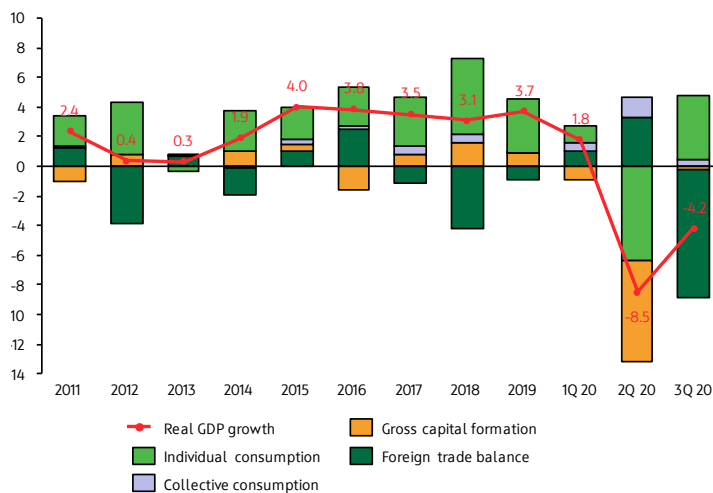
### CONSUMER PRICE INDEX

The consumer price index in November 2020 compared to October 2020 is 100.1%, i.e. the monthly inflation is 0.1%.

- The annual inflation in November 2020 compared to November 2019 is 0.4%.
- The annual average inflation, measured by CPI, in the last 12 months (December 2019 - November 2020) compared to the previous 12 months (December 2018 - November 2019) is 2.0%.
- The inflation rate since the beginning of the year (November 2020 compared to December 2019) is minus 0.4%.



<sup>1</sup>The indicators, presented in relative share to the Gross Domestic Product, are calculated at a forecasted annual GDP of BGN 111 009 million for 2020 and actual GDP of BGN 118 699 million for 2019.



20.8%.

- Gross Value Added in the third quarter of 2020 amounted to BGN 27 288 million and decreased by 4.6% compared to the same quarter of the previous year. Compared to the previous quarter GVA decrease in the third quarter of 2020 by 3.9%.
- The share of agricultural sector in GVA of the national economy in the third quarter of 2020 increases its level in comparison to the same quarter of 2019 with 0.2 pp. The Industry increases its relative share in GVA of the national economy with 1.7 pp to 27.5%. The share of the biggest sector in the economy - service sector decreases from 66.0% to 67.9% as compared with the third quarter of 2019.
- During the month, the highest increase is reported in the prices of sector "Housing, water, electricity, gas and other fuels" (a growth of 0.4%). The highest decline is recorded in the prices of sector "Clothing and footwear" (a drop of 1.0%). Varied price changes are observed for other user groups, but relatively close to the levels from the previous month.



### INFLATION FORECAST

2020 2021

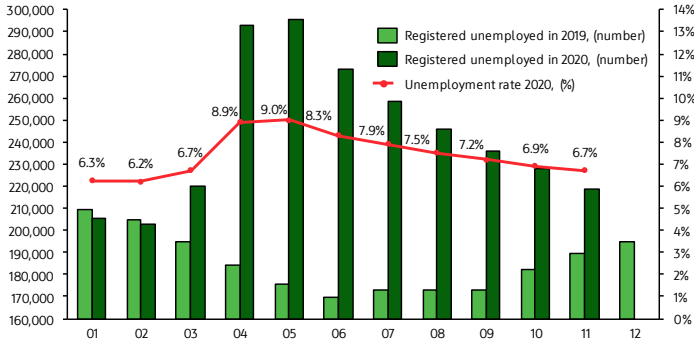
	AVE	1.2%	1.5%
	EOP	0.8%	1.4%
	AVE	1.4%	2.1%
	AVE	1.2%	1.4%
	AVE	1.2%	1.7%

### HARMONIZED INDEX OF CONSUMER PRICES

- The harmonized index of consumer prices in November 2020 compared to October 2020 was 100.0%, i.e. the monthly inflation is 0.0%.
- The annual inflation in November 2020 compared to November 2019 is 0.3%.
- The annual average inflation, measured by HICP, in the last 12 months (December 2019 - November 2020) compared to the previous 12 months (December 2018 - November 2019) is 1.5%.
- The inflation rate since the beginning of the year (November 2020 compared to December 2019) is minus 0.5%.

## UNEMPLOYMENT

- According to data from the Employment Agency in November 2020, the number of unemployed individuals decreases by 9 069 compared to the previous month. The number of unemployed persons at the end of the month is 218 840.



- The reported unemployment rate at the end of the month is 6.7%.



### UNEMPLOYMENT FORECAST

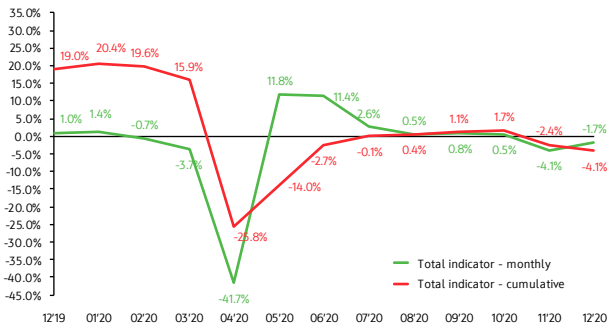
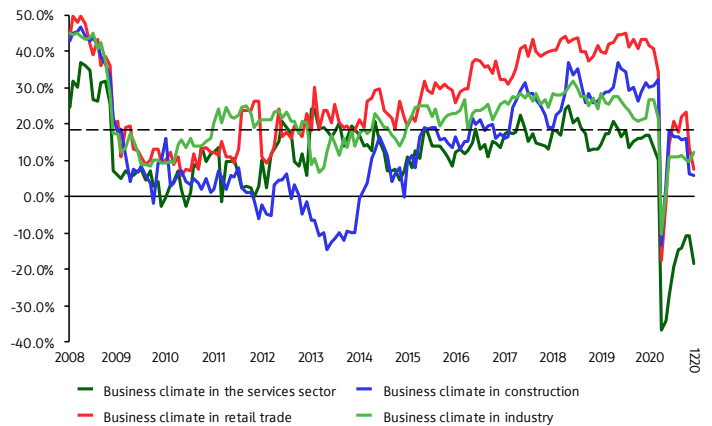
- In November, the number of newly registered unemployed was 29 105, which was by 11 762 people more than those who started work during the month.

	2020	2021
EoP	6.0%	5.0%
EoP	6.6%	6.1%
EoP	5.6%	5.2%
EoP	5.8%	5.6%
EoP	5.6%	4.5%

## BUSINESS CLIMATE

During December 2020 the total business climate indicator decreases by 1.7 pp compared to November.

- This is mainly due to the more unfavorable business climate in retail trade and services.
- The business conjuncture in industry reports an increase during the month, while in construction it preserves the level from the previous month.



- The most serious difficulties for the activity in all sectors remain the competition in the corresponding sector, uncertain economic environment and lack of labor force.

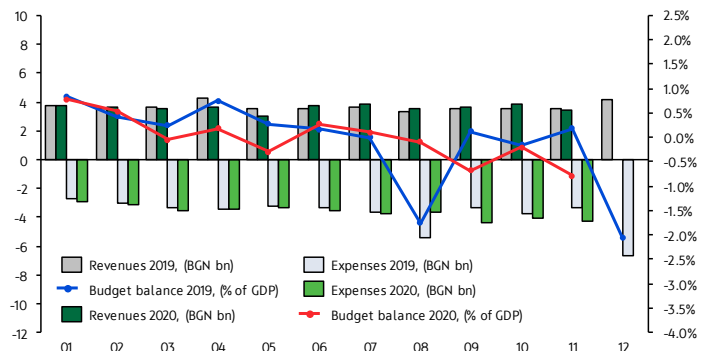
- Compared to 2008, the indicator registers a decline of 4.1%.

## STATE BUDGET

### BUDGET BALANCE

The Consolidated Fiscal Program (CFP) balance on a cash basis at the end of November 2020 is negative amounting to BGN 214 million (- 0.2% of the forecasted GDP).

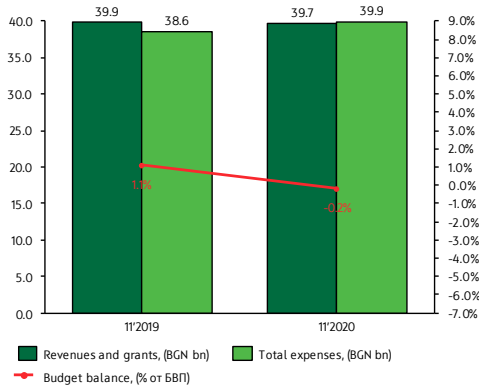
- It is formed by a national budget deficit of BGN 256 million and by a surplus of EU funds at the amount of BGN 42 million.
- For comparison, by the end of November 2019, the CFP reports a surplus amounting to BGN 1 301 million (1.1% of GDP), which means that as a relative share of GDP the budget position



worsens by 1.3%.

## REVENUES

- The CFP revenues and grants at the end of November 2020 stand at BGN 39 699 million.
- Compared to the same period of the previous year, revenues and grants decrease by BGN 155 million (an annual drop of 0.4%).
- At the end of November, the receivables accounts for 89.4% of the annual estimates, as per the „Amendment to the State Budget Act for 2020“.

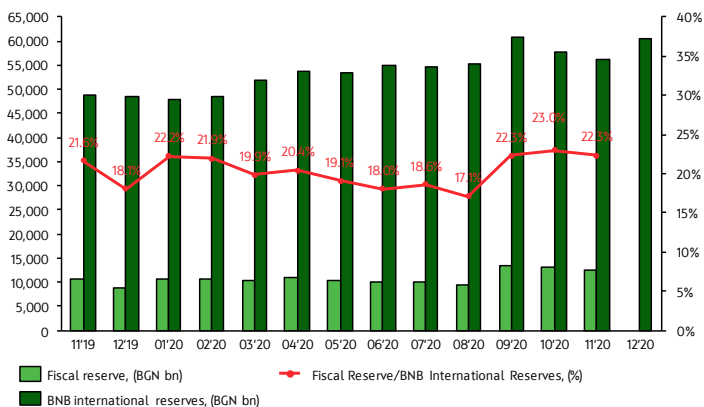


## FISCAL RESERVES

- The total balance of the Fiscal reserve (FR) at the end of November 2020 is BGN 12 569 million.
- The FR deposits in BNB and in banks (excluding receivables under EU Funds for certified expenditure, advance payments and etc.) at the end of November 2020 amounts to BGN 12 276 million.
- In comparison to the previous month, the FR decrease by 655 BGN million or 4.9%.

### FISCAL RESERVES TO FOREIGN EXCHANGE RESERVES RATIO

- At the end of November 2020, the Fiscal reserve forms 22.3% of the country's International reserves and the indicator reports a decrease of 0.6 pp compared to the previous month.



## COSTS

- The CFP expenditures, including the contribution of the Republic of Bulgaria to the EU budget for November 2020 amounts to BGN 39 913 million.
- The data, reported as of the end of November shows an annual growth of expenditures by 3.5%. As of the end of the month, they were by BGN 1 360 million higher, compared to the same period of the previous year.
- The expenses reported by the end of November form 83.3% of the annual volume, planned in the „Amendment to the State Budget Act for 2020“.

## GOVERNMENT DEBT

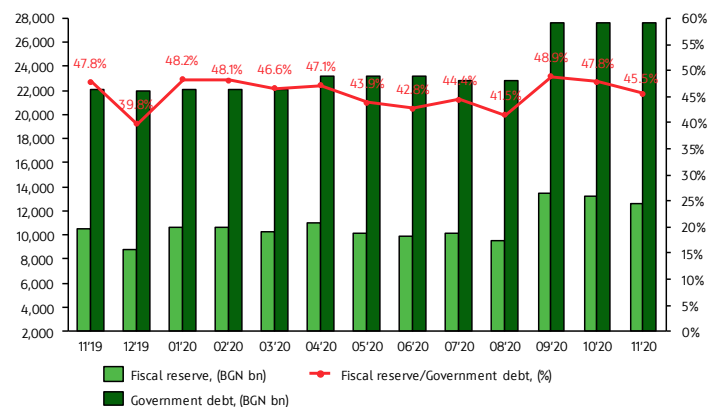
- Government debt by the end of November amounts to BGN 27 599 million or 24.9% of the estimated GDP. Compared to the same period of the previous year, the debt increases by BGN 5 533 million (25.1%).

## FOREIGN EXCHANGE RESERVES

- At the end of December 2020 International reserves of BNB amounts to BGN 60 334 million.
- During the month they increase by BGN 4 025 million (7.1%).
- Compared to the same period of the previous year, International reserves increase by BGN 11 760 million (24.2%).
- Since the beginning of the year they increase by BGN 11 760 million or 24.2%.

### COVERAGE RATIO OF GOVERNMENT DEBT WITH FOREIGN EXCHANGE RESERVES

- At the end of November 2020 the Fiscal reserve covers 45.5% of the Government debt, as the indicator drops by 2.3 pp compared to the previous month.

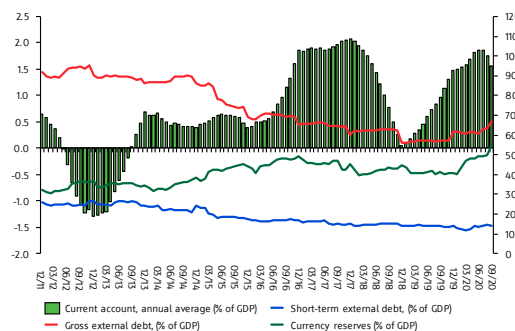
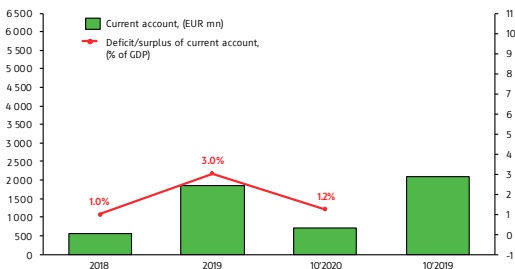
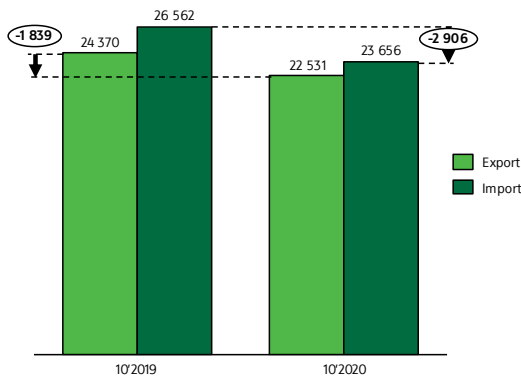


## BALANCE OF PAYMENTS AND DIRECT INVESTMENTS<sup>2</sup>

### CURRENT ACCOUNT

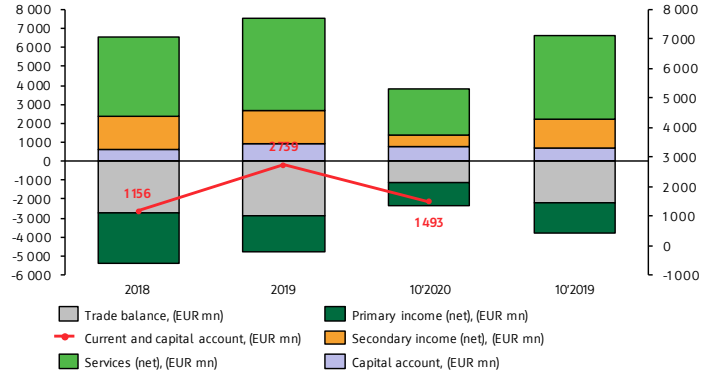
**In January – October 2020 the current account is positive and amounts to EUR 699 million (1.2% of GDP), compared with a surplus of EUR 2 092 million (3.4% of GDP) in January – October 2019.**

- In January – October 2020 the trade balance is negative and amounts to minus EUR 1 125 million (2.0% of GDP), compared with a deficit of minus EUR 2 192 million (3.6% of GDP) in January – October 2019.
- In January – October 2020 exports amounts to EUR 22 531 million, which is an decrease by EUR 1 839 million (7.5%) compared to the same period of 2019 (EUR 24 370 million). Exports for January – October 2019 grow on an annual basis by 5.3%.
- In January – October 2020 imports amounts to EUR 23 656 million, decreasing by EUR 2 906 million (10.9%) compared to the same period of 2019 (EUR 26 562 million). Imports for January – October 2019 grow on an annual basis by 4.8%.
- In January – October 2020 the services balance is positive at EUR 2 431 EUR million (4.3% of GDP) against a positive balance EUR 4 401 million (7.2% of GDP) in January – October 2019.



### CAPITAL ACCOUNT

- In January – October 2020 the capital account is positive, amounting to EUR 794 million (1.4% of GDP) against positive, balance amounting to EUR 721 million (1.2% of GDP) in January – October 2019.



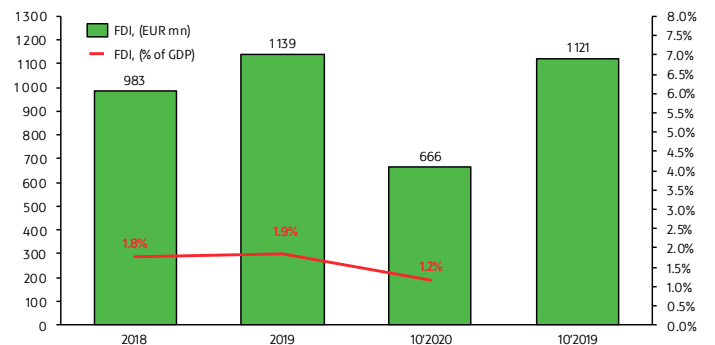
### FINANCIAL ACCOUNT

- In January – October 2020 the financial account is positive, amounting to EUR 3 124 million (5.5% of GDP) compared to positive, amounting to EUR 2 511 million (4.1% of GDP) for the same period of 2019.

### DIRECT INVESTMENTS

**Foreign direct investments in Bulgaria for January – October 2020 presented according to the directional principle records a value of EUR 666 million (1.17% of GDP), dropping by EUR 455 million (40.6%) compared to January – October 2019 (value of EUR 1121 million, 1.8% of GDP).**

- Foreign direct investments abroad for January – October 2020 record a value of EUR 99 million (0.17% of GDP), dropping by EUR 252 million (71.7%) compared to January – October 2019 (value of EUR 351 million, 0.57% of GDP).

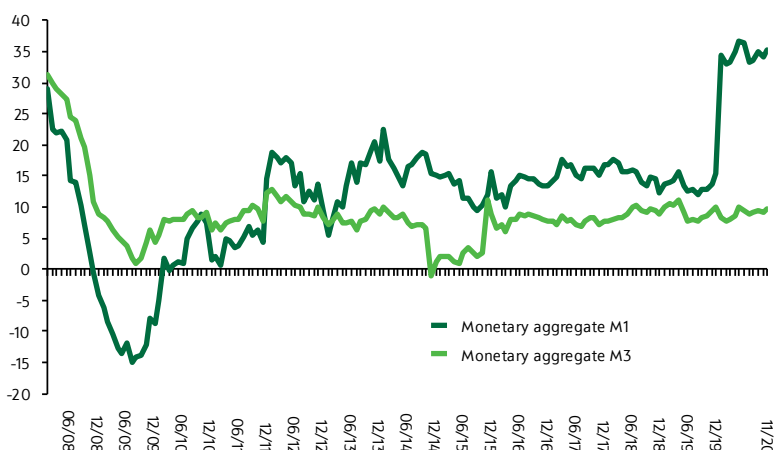


## MONETARY, DEPOSITS AND LOANS INDICATORS

### MONEY

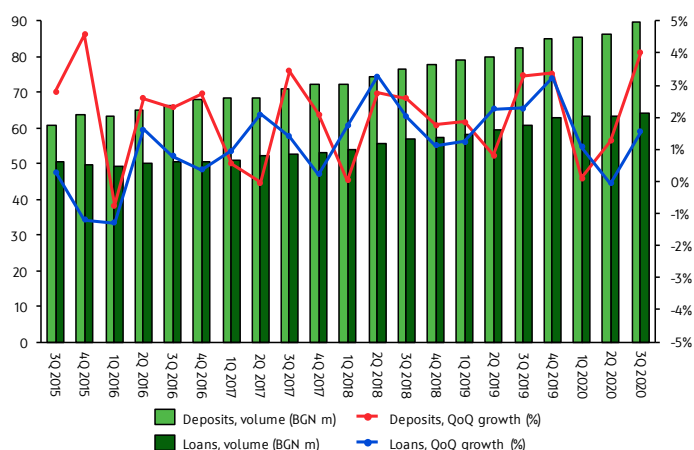
**In November 2020 broad money (monetary aggregate M3) increases annually by 9.8% compared to an annual growth of 9.0% in October 2020.**

- At the end of November 2020 M3 is BGN 110 426 million (99.5% of GDP) compared to BGN 109 289 million in October 2020 (98.5% of GDP).
- Its most liquid component - monetary aggregate M1 - increases in November 2020 by 35.3% on an annual basis (an annual growth of 34.1% in October 2020).
- Quasi-money reports a decrease of 27.6% on an annual basis, as their volume reaches BGN 29 555 million.



### DEPOSITS

- At the end of November 2020 deposits of the non-government sector reach BGN 91 390 million (82.3% of GDP) and increasing by 9.7% on an annual basis (in October 2020 they report annual growth of 8.7%).
- Deposits of the non-financial enterprises amount to BGN 28 552 million (25.7% of GDP) at the end of November 2020. Compared to the same month of 2019 they increase by 11.0% (in October 2020 report an annual growth of 9.4%).
- Deposits of the financial corporations are BGN 3 501 million (3.2% of GDP) at the end of November 2020, and on annual basis increase by 18.4% (in October 2020 report an annual growth of 4.8%).
- Deposits of households and NPISHs reach BGN 59 337 million (53.5% of GDP) at the end of November 2020. They increase by 8.5% compared to the same month of 2019 (in October 2020 report an annual growth of 8.6%).





### LOANS<sup>3</sup>

- At the end of November 2020 loans to the non-government sector amount to BGN 65 332 million (58.9% of GDP) compared to BGN 64 863 million in October 2020 (58.4% of GDP). In November 2020 they increase by 4.1% on an annual basis (in October 2020 report an annual growth of 5.8%).
- As November 2020 loans to non-financial enterprises amount to BGN 35 589 million (32.1% of GDP). Compared to the same period of 2019 they increase by 2.2% (by October 2020 report an annual growth of 2.2%).
- At the end of November 2020 loans to households and NPISHs reach BGN 25 474 million (22.9% of GDP). On annual basis they increase by 6.9% (in October 2020 report an annual growth of 7.1%).
- Housing loans are BGN 11 897 million and increase by 11.8% compared to November 2019 (as of October 2020 the annual increase is 11.9%).
- Consumer loans amount to BGN 11 926 million and report an increase of 5.4% on an annual basis (by the end of October 2020 they increase by 5.9% compared to the same period of the previous year).
- Other loans amount to BGN 412 million and on an annual basis they decrease by 24.9% compared to November 2019 (in October 2020 report an annual drop of 24.5%).

#### PREPARED BY

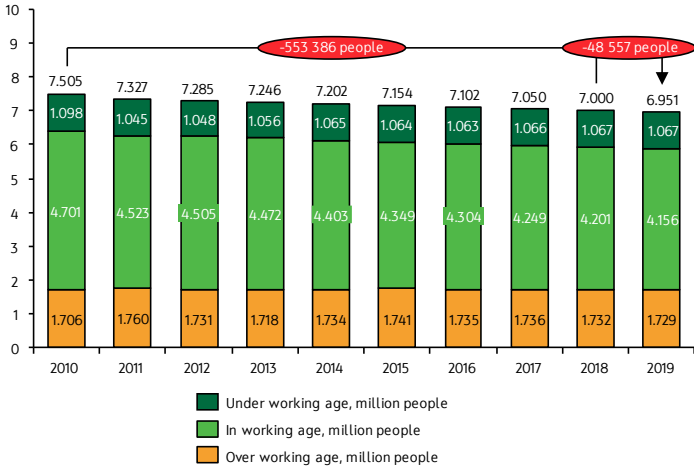
**STEFAN HRISTOV**  
Head of Research Section  
DSK Bank AD

 Stefan.Hristov@dskbank.bg  02/80 10 028

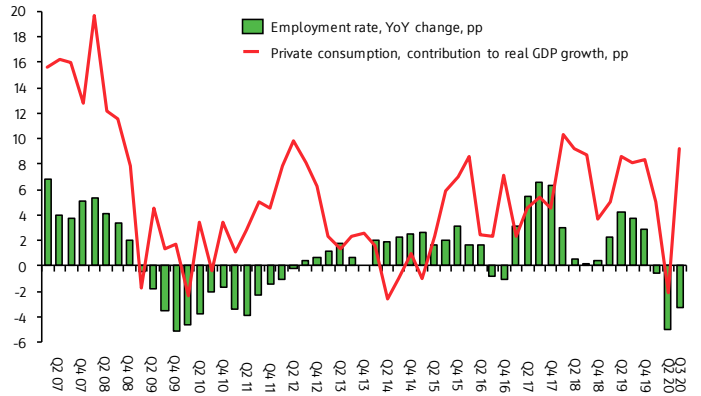
## ADDITIONAL INFORMATION

### POPULATION AND EMPLOYMENT

- Population structure.

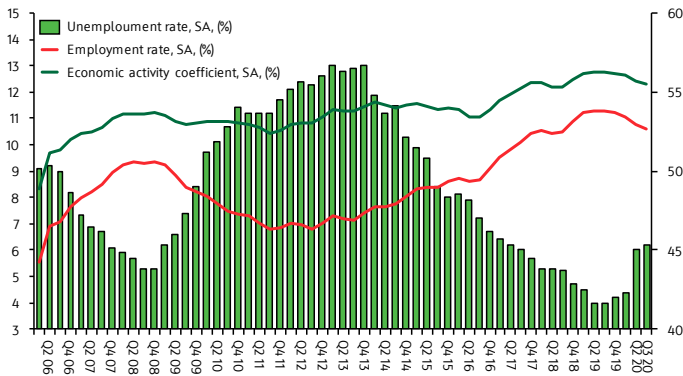


- Individual consumption and employment rate.

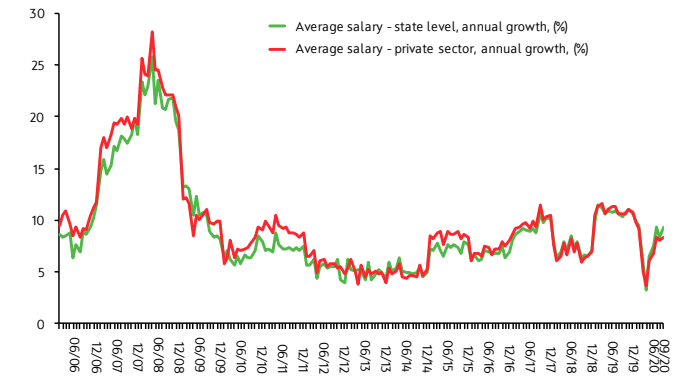


### LABOR MARKET

- Unemployment, employment and economic activity rates according to Eurostat.

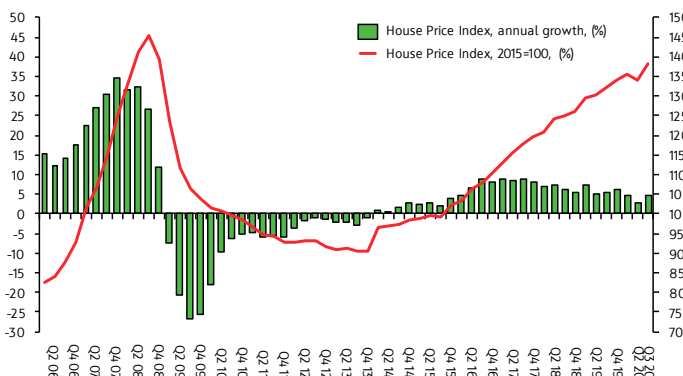


- Annual average wage growth in private sector and on a state level.



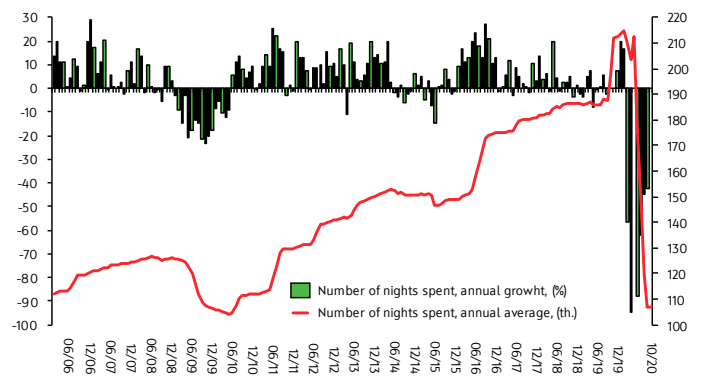
### REAL ESTATES

- The House Price Index (HPI) is a quarterly indicator, which tracks the dynamic of housing real estate market prices (newly built and existing properties, purchased by households).



### TOURISM

- Nights, spent in accommodation establishments.



## SOURCES

### STATISTICAL DATA

-  **DSK Bank**
-  **National Statistical Institute**
-  **Ministry of Finance of the Republic of Bulgaria**
-  **Bulgarian National Bank**
-  **National Employment Agency of the Republic of Bulgaria**
-  **Eurostat**

### FORECASTS DATA

-  **OTP Bank**, Macro forecast, October 2020
-  **Bulgarian National Bank**, Macroeconomic forecast, September 2020
-  **Ministry of Finance of the Republic of Bulgaria**, Autumn macroeconomic forecast, October 2020
-  **European Commission**, Autumn Forecast, November 2020
-  **International Monetary Fund**, World Economic Outlook, October 2020

## DISCLAIMER

- This bulletin is informative and does not represent a recommendation and/or a proposal for a conclusion of contract, deal and/or any other intentional behavior by the addressees of this informational bulletin.
- This document is addressed to clients of DSK Bank AD and the Banking Group of OTP Bank Hungary. The document does not claim completeness and thoroughness with regard to the information contained herein.
- The bulletin does not represent an investment research, consultation, advice or recommendation for concluding a deal or undertaking an investment strategy.
- Potential and current clients of DSK Bank AD or OTP Banking Group companies are forewarned that the indicated rates, interest rates, terms and bonuses, as well as other information contained in this bulletin are indicative and do not bind in any way DSK Bank AD or another company in the Group.
- The preparation of this bulletin is based on public information and statistics published on the official websites of the abovementioned sources up to 8 January 2021, except for the macroeconomic forecast of OTP Bank Hungary.
- The macroeconomic forecast is submitted with the consent of OTP Bank Hungary. DSK Bank AD, OTP Bank Hungary, as well as any other OTP Group company, do not guarantee, assert or take responsibility for concluding of deals and/or contracts based on the abovementioned information, and for damages and/or losses as a result of actions undertaken by a customer and/or a potential customer based on the presented information.
- It is forbidden to copy, distribute, publish or modify any part of this bulletin without the prior written consent of DSK Bank AD and/or OTP Bank Hungary.



**web**  
[www.dskbank.bg](http://www.dskbank.bg)



**phone**  
0700 10 375



**mobile**  
\*2375